




Small Business Owner's Roundtable Survey - Listserve

1. Would you be interested in participating in a CEO roundtable specifically for small businesses?				
			Response Percent	Response Count
Yes			55.8%	24
No			7.0%	3
Maybe			37.2%	16
			answered question	43
			skipped question	0

2. Please rank the importance of each of the following in the design of a roundtable program.							
	Very Unimportant	Unimportant	No Opinion	Important	Very Important	Response Count	
Confidentiality of Discussions	7.0% (3)	4.7% (2)	7.0% (3)	20.9% (9)	60.5% (26)	43	
No Competitors in the Group	7.0% (3)	30.2% (13)	20.9% (9)	18.6% (8)	23.3% (10)	43	
Group Members Commitment for a Specific Time of Participation	9.3% (4)	7.0% (3)	18.6% (8)	48.8% (21)	16.3% (7)	43	
Membership Restricted to Firms of Similar Size and/Age	14.0% (6)	27.9% (12)	16.3% (7)	37.2% (16)	4.7% (2)	43	
Guest Speakers on Occasion	7.0% (3)	2.3% (1)	23.3% (10)	51.2% (22)	16.3% (7)	43	
Membership Self-Governance	7.0% (3)	9.3% (4)	30.2% (13)	46.5% (20)	7.0% (3)	43	
Group only for Home Based Business	27.9% (12)	30.2% (13)	20.9% (9)	18.6% (8)	2.3% (1)	43	
Including a meal as part of the meeting	4.7% (2)	32.6% (14)	39.5% (17)	20.9% (9)	2.3% (1)	43	
						answered question	43
						skipped question	0







3. How frequently should a roundtable conduct meetings?

		Response Percent	Response Count
Once per month		16.3%	7
Once per quarter		55.8%	24
Twice per year		7.0%	3
Some number of times determined by the group		20.9%	9
Other (please specify)		0.0%	0
		answered question	43
		skipped question	0

4. What time of day would be best for roundtable meetings?

		Response Percent	Response Count
Morning		20.9%	9
Lunchtime		32.6%	14
Afternoon		7.0%	3
Evening		39.5%	17
		answered question	43
		skipped question	0




5. What day of the week would be best for a roundtable meeting?

		Response Percent	Response Count
Monday		11.6%	5
Tuesday		34.9%	15
Wednesday		23.3%	10
Thursday		20.9%	9
Friday		4.7%	2
Saturday		4.7%	2
Sunday		0.0%	0
		answered question	43
		skipped question	0



6. What do you think would contribute to a successful roundtable experience for a small business owner?

		Response Count
		43
		answered question
		43
		skipped question
		0



7. Would you be willing to pay an annual fee to cover meals, snacks, guest speaker travel and miscellaneous group supplies if you were a roundtable member?

		Response Percent	Response Count
Yes		60.5%	26
No		11.6%	5
Other (please specify)		27.9%	12
		answered question	43
		skipped question	0

8. Please indicate your gender.

		Response Percent	Response Count
Male		44.2%	19
Female		55.8%	24
		<i>answered question</i>	43
		<i>skipped question</i>	0

9. Please choose the answer which applies to you.

		Response Percent	Response Count
I am a Business Owner		72.1%	31
I am NOT a Business Owner		27.9%	12
		<i>answered question</i>	43
		<i>skipped question</i>	0

10. What county are you in?

		Response Count
		43
		<i>answered question</i>
		43
		<i>skipped question</i>
		0